

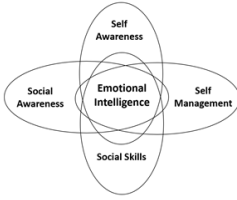
# **VALUES & CHARACTER DEVELOPMENT**

## **030 SOCIAL AWARENESS**

### **Facilitator/Mentor Materials**

John T. Krochmalny  
2020

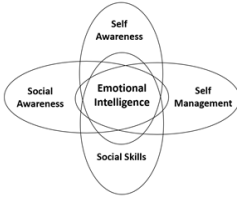




## Facilitator Materials for Lesson 030: Social Awareness

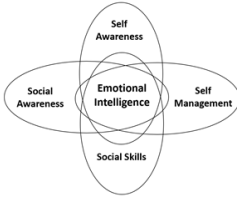
	<u>Page</u>
Instructor Checklist .....	3
Training Schedule.....	5
Lesson Guide.....	6
References .....	9
End of Module Review Questions and Answers.....	11
Check for Module Understanding .....	13

### Notes

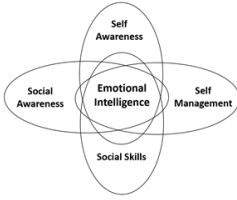


## Facilitator Checklist

✓	<b>Do the following tasks before course begins:</b>	<b>Materials Source</b>
<input type="checkbox"/>	Have these materials duplicated for participants: Values / Character Development 030 SOCIAL AWARENESS	
<input type="checkbox"/>	Get these materials for participants: <ul style="list-style-type: none"> <li>• Pencil or Pen</li> <li>• Spiral Bound Notebook for note taking</li> </ul>	
<input type="checkbox"/>	Distribute these materials to student stations: <ul style="list-style-type: none"> <li>•</li> </ul>	
<input type="checkbox"/>	Have these materials on hand in the room: <ul style="list-style-type: none"> <li>• Internet Connected Personal Computer               <ul style="list-style-type: none"> <li>• Monitor Display</li> <li>• Chrome, Google, Firefox Browser or equivalent</li> <li>• High-Speed Internet Connection</li> <li>• Speakers or Earphone Headset</li> </ul> </li> <li>• Work Desk</li> <li>• Chair</li> <li>• Electrical outlet and / or power strip</li> <li>• Mentor Conference Location</li> </ul>	Training Room
<input type="checkbox"/>	Prepare the agenda and special notes, and make sure you have the Instructor Materials packet.	



✓	Do the following tasks before course begins:	Materials Source
<input type="checkbox"/>	Locate: <ul style="list-style-type: none"> <li>• Rest rooms</li> <li>• Phones</li> <li>• Break areas</li> <li>• Special regulations: Smoking, Food, PPE</li> </ul>	
<input type="checkbox"/>	Review: Special regulations: Smoking, Food, PPE	



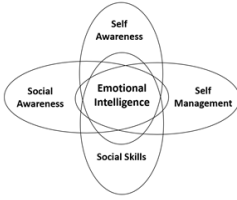
## Training Schedule

**Lesson Duration: 1.5 hour**

1.25 hour Learner Material Engagement

0.5 hour Mentor/Learner Engagement

Topic	Time	Location
Introduction to the 030 SOCIAL AWARENESS Module	5 min.	Classroom / Mentor
SOCIAL AWARENESS Learning Materials Introduction	1 min.	Classroom / Computer
Read: <b>Introduction to Social Awareness</b>	3 min.	Classroom / Computer
Read: <b>Social Awareness</b>	7 min.	Classroom / Computer
Read: <b>8 Social Awareness Tactics That Will Make You a Better Leader</b>	5 min.	Classroom / Computer
Read: <b>EQ at Work: Amplify Empathy for Higher Social Awareness</b>	3 min.	Classroom / Computer
Read: <b>Increase Social Awareness and Build Culture: Action Steps from 4 Schools</b>	3 min.	Classroom / Computer
Read: <b>How to Develop Social Awareness</b>	7 min.	Classroom / Computer
End of Module Questions	15 min.	Classroom / Computer
Check for and Apply Understanding	15 min.	Classroom / Mentor



## Lesson Guide

### Lesson Objective

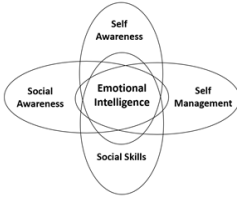
By the end of this session, learners should be able to:

1. Describe Social Awareness
2. Describe importance of Social Awareness to all areas of social life
3. Apply Social Awareness to employment settings

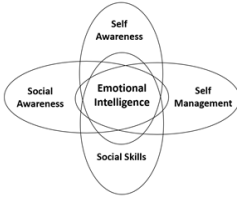
### Level Steps

B = Basic I = Intermediate A = Advanced

Level	Steps	What to Say	What to Do
B	Module Introduction and Lesson Overview  <b>SOCIAL AWARENESS</b>	Overview why we will be covering these topics.	Explain why these lesson materials will benefit the learner(s).  Explain the expectations and benefits of successfully completing the coursework.
B	Introduction to the Social Awareness Module learning materials	Explain the module learning materials and layout.  Explain the use of educational technology in the course delivery.	Show the module learning materials involved in the course:  <b>030 SOCIAL AWARENESS</b>  Show the learner how to use the personal computer to access the on-line learning materials.

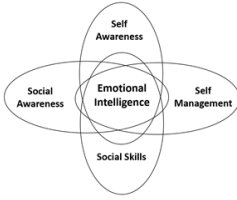


Level	Steps	What to Say	What to Do
B	Values & Character Development  <b>SOCIAL AWARENESS</b>	Learners will start this module with reading the <b>SOCIAL AWARENESS</b> text and read the module related On-line articles:  Read “ <b>Introduction to Social Awareness</b> ”  Read “ <b>Social Awareness</b> ”	Learners will read the <b>SOCIAL AWARENESS</b> Module text and access the On-line materials covering module materials.  Read “ <b>Introduction to Social Awareness</b> ”  Read “ <b>Social Awareness</b> ”
I	Values & Character Development  <b>SOCIAL AWARENESS</b>	Read: “ <b>8 Social Awareness Tactics That Will Make You a Better Leader</b> ”	Read: “ <b>8 Social Awareness Tactics That Will Make You a Better Leader</b> ”
I	Values & Character Development  <b>SOCIAL AWARENESS</b>	Read: “ <b>EQ at Work: Amplify Empathy for Higher Social Awareness</b> ”  Read: “ <b>Increase Social Awareness and Build Culture: Action Steps from 4 Schools</b> ”.  Watch: “ <b>How to Develop Social Awareness</b> ”	Read: “ <b>EQ at Work: Amplify Empathy for Higher Social Awareness</b> ”  Read: “ <b>Increase Social Awareness and Build Culture: Action Steps from 4 Schools</b> ”.  Watch: “ <b>How to Develop Social Awareness</b> ”
A	Values & Character Development  <b>SOCIAL AWARENESS</b>  End of Module Questions	Learners will complete the <b>SOCIAL AWARENESS End of Module Questions</b> based upon module text and related on-line learning materials.	Learners will complete the <b>SOCIAL AWARENESS End of Module Questions</b> based upon module text and related on-line learning materials.



Level	Steps	What to Say	What to Do
A	Values & Character Development  <b>SOCIAL AWARENESS</b>  Check for and Apply Understanding	On the <b>SOCIAL AWARENESS</b> module’s last page, learners will fill out their name, date, and answer the questions listed. After completion, learners will give this page to their facilitator/mentor for appraisal and record.	On the <b>SOCIAL AWARENESS</b> module’s last page, learners will fill out their name, date, and answer the questions listed. This questionnaire will be the record for what the learner will be doing to apply the lessons learned in this module. After completion, learners will give this page to their mentor for appraisal and record.





## References

The sources below were used in preparation of this lesson and may be consulted for additional background information.

### **Introduction to Social Awareness**

<https://achieve.lausd.net/cms/lib/CA01000043/Centricity/domain/625/pdfs/social%20awareness/Introduction%20Social-Awareness%20TE.pdf>

### **Social Awareness**

<https://www.change-management-coach.com/social-awareness.html>

### **8 Social awareness tactics that will make you a better leader**

<https://www.insperity.com/blog/social-awareness/>

### **EQ at Work: Amplify Empathy for Higher Social Awareness**

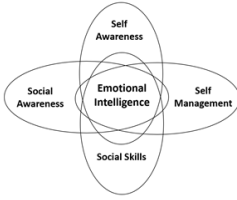
<https://www.bizlibrary.com/blog/employee-development/social-awareness-at-work/>

### **Increase Social Awareness and Build Culture: Action Steps from 4 Schools**

<https://www.gettingsmart.com/2017/01/increase-social-awareness-build-culture/>

### **How to Develop Social Awareness**

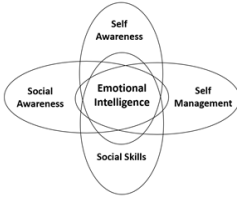
<https://www.wikihow.com/Develop-Social-Awareness>



## 030 SOCIAL AWARENESS Module Questions and Answers

### NOTE:

1. Learners are expected to engage with the module learning materials and apply critical thinking skills to determine how to apply the lessons to their own lives and situations. The role of the course facilitator/mentor is to become a guide and coach for learners and not to be “the expert” authority telling participants the correct answers. For successful module completion, learners will explore acceptable solutions, learn how to apply those solutions, and measure their progress in solutions application.
2. The module objective is to have participants explore how Social Awareness relates to a successful life and learn how to apply these to their own lives. Successful module completion by learners should be identified by the participant’s understanding what Social Awareness is, how to identify applications of Social Awareness, and how to apply Social Awareness in the workplace.
3. The Check for Understanding Questions will be filled out by participants. This should be considered their Personal Commitment Plan (PCP) or goals for applying the lessons learned in the module. Facilitators/Mentors should use the PCP as an instrument to gage learner success in meeting their identified Social Awareness goals.



**End of Module Questions:**

1. Why would employers be interested in their staff having a well-developed social awareness?

---

---

---

---

2. Identify three specific skills associated with social awareness and what you can do to develop these skills.

- a. 

---

---

---
- b. 

---

---

---
- c. 

---

---

---

3. Why would you believe that skills of social awareness would be important for you to develop?

---

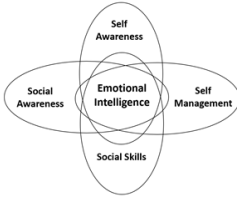
---

---

---

---

---



4. In what specific ways will the ideas covered in this Social Awareness module help you in your interpersonal relationships?

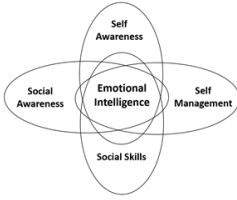
---

---

---

---

---



**Values & Character Development  
 030 SOCIAL AWARENESS**

**Check for and Apply Understanding**

NAME: \_\_\_\_\_ DATE: \_\_\_\_\_

FACILITATOR / MENTOR: \_\_\_\_\_ DATE: \_\_\_\_\_

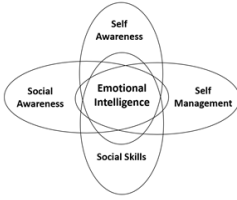
**Module Check for Understanding:**

1. Name four things individuals could do to develop their social awareness.

- a. \_\_\_\_\_  
 \_\_\_\_\_
- b. \_\_\_\_\_  
 \_\_\_\_\_  
 \_\_\_\_\_
- c. \_\_\_\_\_  
 \_\_\_\_\_  
 \_\_\_\_\_
- d. \_\_\_\_\_  
 \_\_\_\_\_  
 \_\_\_\_\_

2. In reference to Question 1 above, select two things you will do to develop your own social awareness and write exactly how you will achieve it.

- 1. \_\_\_\_\_  
 \_\_\_\_\_
- a. \_\_\_\_\_  
 \_\_\_\_\_  
 \_\_\_\_\_  
 \_\_\_\_\_



2. \_\_\_\_\_  
\_\_\_\_\_

a. \_\_\_\_\_  
\_\_\_\_\_  
\_\_\_\_\_

3. In reference to Question 2 above and with the two things you will do to develop your own social awareness, write exactly how you will intend to measure your success in applying it.

1. \_\_\_\_\_  
\_\_\_\_\_

a. \_\_\_\_\_  
\_\_\_\_\_  
\_\_\_\_\_

2. \_\_\_\_\_  
\_\_\_\_\_

a. \_\_\_\_\_  
\_\_\_\_\_  
\_\_\_\_\_